



Potency Results

Sample Name: *Sunday Driver*

Client: IJS Farm

Client Batch ID:

Pinnacle-Analytics.com

3549 Lear Way, Suite 101

Medford OR 97504

P:(541)300-8217

Sample ID: rC-H-208-E2347

Matrix: Flower

Prep Analyst: Jeff A.

Analysis Method: 0668534+1 H4 5-24-2024 #1.lcm

Sampling Method: N/A

Reference Method: JCB 2009: HPLC/DAD

Analysis Batch: 10-31-2024 H4 208, 302, 415 Flower

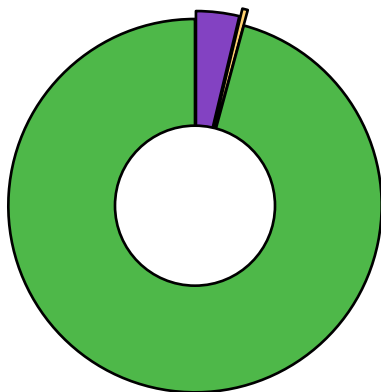
Date Sampled: 10/31/2024




Date Reported: 4/16/2025

Client License: N/A

For R&D Purposes Only

Total THC (THCA*0.877+d9-THC) **21.7%**
Total CBD (CBDA*0.877+CBD) **<LOQ%**
Moisture Content **69.3%**



-  CBGA
-  d9-THC*
-  THCA*


Cannabinoid	% Weight	mg/g
CBDVA	<LOQ	<LOQ
CBDV	<LOQ	<LOQ
CBDA*	<LOQ	<LOQ
CBGA	0.96	9.6
CBG	<LOQ	<LOQ
CBD*	<LOQ	<LOQ
THCV	<LOQ	<LOQ
CBN	<LOQ	<LOQ
d9-THC*	0.122	1.22
d8-THC*	<LOQ	<LOQ
CBC	<LOQ	<LOQ
THCA*	24.6	246.0
Total Cannabinoids	25.68	257.0

*ORELAP Accredited Analyte

Limit Of Quantitation: 0.1%, analyte not measured



These test results may not be altered or reproduced except in full without the permission of Pinnacle Analytics. These results were generated following the Oregon Administrative Rules and in accordance with the NELAP Institute under ORELAP License #4152
Report generated by Routine_Potency_Rev13_8-1-2023


Kris Ford, PhD
Lab Director



Quality Control Results

Analyst: Jeff A.

Analysis Batch: 10-31-2024 H4 208, 302, 415 Flower

Pinnacle-Analytics.com
3549 Lear Way, Suite 101
Medford OR 97504
P:(541)300-8217

	Duplicate RPD		LCS % Recovery		Method Blank	
	H-0-E2356-b	Limit	C-FL-103124-b	Limits	C-FB-103124-b	Limit
CBDA	<LOQ%	30%	97.4%	90-110%	<LOQ/2	LOQ/2
CBD	3.98%	30%	96.5%	90-110%	<LOQ/2	LOQ/2
d9-THC	4.23%	30%	99.9%	90-110%	<LOQ/2	LOQ/2
d8-THC	<LOQ%	30%	92.4%	90-110%	<LOQ/2	LOQ/2
THCA	2.6%	10%	97.5%	90-110%	<LOQ/2	LOQ/2


RPD: Relative Percent Difference between unknown sample and its duplicate

LCS: Laboratory Control Sample with known concentration

Case Comments: There were no divergences from ordinary Quality Control procedures or SOPs.



These test results may not be altered or reproduced except in full without the permission of Pinnacle Analytics. These results were generated following the Oregon Administrative Rules and in accordance with the NELAP Institute under ORELAP License #4152
Report generated by Routine_Potency_Rev13_8-1-2023


Kris Ford, PhD
Lab Director