



# PINNACLE — ANALYTICS —

## Potency Results

**Sample Name:** *Apple Fritter*  
**Client:** IJS Farm Inc  
**Client Batch ID:**

Pinnacle-Analytics.com  
613 Market St.  
Medford OR 97504  
P:(541)300-8217

**Sample ID:** rC-C-355-G560

Date Sampled: 4/1/2026

**Matrix:** Flower

Date Reported: 4/2/2026

**Prep Analyst:** Megan A.

Client License: N/A

**Analysis Method:** 0813497 H3 1-20-2026 #1.lcm

For R&D Purposes Only

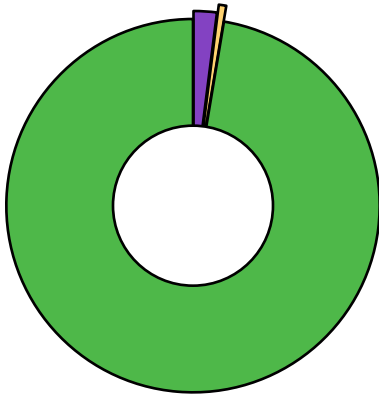
**Sampling Method:** N/A

**Reference Method:** JCB 2009: HPLC/DAD

**Analysis Batch:** 4-2-2026 H3 355 Flower

<b>Total THC</b> (THCA*0.877+d9-THC)	<b>31.6%</b>
<b>Total CBD</b> (CBDA*0.877+CBD)	<b>0%</b>
<b>Moisture Content</b>	<b>13.2%</b>

Cannabinoid	% Weight	mg/g
CBDV	<LOQ	<LOQ
CBDA	<LOQ	<LOQ
CBGA	0.736	7.36
CBG	<LOQ	<LOQ
CBD	<LOQ	<LOQ
THCV	<LOQ	<LOQ
CBN	<LOQ	<LOQ
d9-THC	0.237	2.37
d8-THC	<LOQ	<LOQ
CBC	<LOQ	<LOQ
THCA	35.7	357.0
<b>Total Cannabinoids</b>	<b>36.67</b>	<b>367.0</b>




- CBGA
- d9-THC
- THCA

\*ORELAP Accredited Analyte  
Limit Of Quantitation: 0.1%, analyte not measured



These test results may not be altered or reproduced except in full without the permission of Pinnacle Analytics. These results were generated following the Oregon Administrative Rules and in accordance with the NELAP Institute under ORELAP License #4152  
Report generated by Flex\_Potency\_Rev1\_2-9-2025

  
Kris Ford, PhD  
Lab Director



## Quality Control Results

**Analyst:** Megan A.

**Analysis Batch:** 4-2-2026 H3 355 Flower


Pinnacle-Analytics.com  
 613 Market St.  
 Medford OR 97504  
 P:(541)300-8217

	Duplicate RPD		LCS % Recovery		Method Blank	
	C-0-G552-b	Limit	C-FL-040226	Limits	C-FB-040226	Limit
<b>CBDA</b>	<LOQ%	30%	99.7%	90-110%	<LOQ/2	LOQ/2
<b>CBD</b>	<LOQ%	30%	102.0%	90-110%	<LOQ/2	LOQ/2
<b>d9-THC</b>	4.12%	30%	101.0%	90-110%	<LOQ/2	LOQ/2
<b>d8-THC</b>	<LOQ%	30%	102.0%	90-110%	<LOQ/2	LOQ/2
<b>THCA</b>	0.682%	10%	102.0%	90-110%	<LOQ/2	LOQ/2

RPD: Relative Percent Difference between unknown sample and its duplicate  
 LCS: Laboratory Control Sample with known concentration  
 Case Comments: There were no divergences from ordinary Quality Control procedures or SOPs.



These test results may not be altered or reproduced except in full without the permission of Pinnacle Analytics. These results were generated following the Oregon Administrative Rules and in accordance with the NELAP Institute under ORELAP License #4152  
 Report generated by Flex\_Potency\_Rev1\_2-9-2025

  
 Kris Ford, PhD  
 Lab Director