



PINNACLE — ANALYTICS —

Potency Results

Sample Name: *Cookie Monster*

Client: Blank

Client Batch ID:

Pinnacle-Analytics.com

613 Market St

Medford OR 97504

P:(541)300-8217

Sample ID: rC-H-355-G452

Matrix: Flower

Prep Analyst: Megan A.

Analysis Method:0711014 H4 9-12-2025 #1.lcm

Sampling Method:N/A

Reference Method:JCB 2009: HPLC/DAD

Analysis Batch:3-11-2026 H3 355 Flower

Date Sampled: 3/11/2026

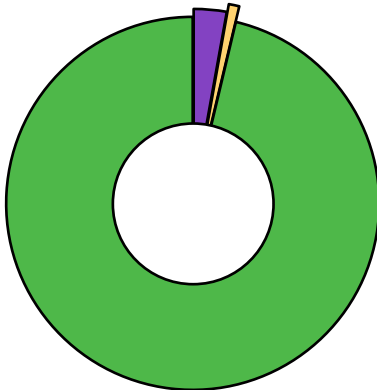
Date Reported: 3/11/2026

Client License: N/A

For R&D Purposes Only

Total THC (THCA*0.877+d9-THC)	24.5%
Total CBD (CBDA*0.877+CBD)	0%
Moisture Content	13.5%

Cannabinoid	% Weight	mg/g
CBDV	<LOQ	<LOQ
CBDA	<LOQ	<LOQ
CBGA	0.807	8.07
CBG	<LOQ	<LOQ
CBD	<LOQ	<LOQ
THCV	<LOQ	<LOQ
CBN	<LOQ	<LOQ
d9-THC	0.263	2.63
d8-THC	<LOQ	<LOQ
CBC	<LOQ	<LOQ
THCA	27.7	277.0
Total Cannabinoids	28.77	288.0




- CBGA
- d9-THC
- THCA

*ORELAP Accredited Analyte
LimitOfQuantitation: 0.1%,analytenotmeasured



These test results may not be altered or reproduced except in full without the permission of Pinnacle Analytics. These results were generated following the Oregon Administrative Rules and in accordance with the NELAP Institute under ORELAP License #4152
Report generated by Flex_Potency_Rev1_2-9-2025


Kris Ford, PhD
Lab Director



PINNACLE — ANALYTICS —

Quality Control Results

Analyst: Megan A.

Analysis Batch: 3-11-2026H3355 Flower


Pinnacle-Analytics.com
613 Market St
Medford OR 97504
P:(541)300-8217

	Duplicate RPD		LCS % Recovery		Method Blank	
	H-0-G451-b Limit		C-FL-031126-b Limits		C-FB-031126-b Limit	
CBDA	<LOQ%	30%	97.3%	90-110%	<LOQ/2	LOQ/2
CBD	<LOQ%	30%	105.0%	90-110%	<LOQ/2	LOQ/2
d9-THC	2.59%	30%	98.4%	90-110%	<LOQ/2	LOQ/2
d8-THC	<LOQ%	30%	99.9%	90-110%	<LOQ/2	LOQ/2
THCA	4.28%	10%	93.6%	90-110%	<LOQ/2	LOQ/2

RPD: Relative Percent Difference between unknown sample and its duplicate
LCS: Laboratory Control Sample with known concentration
Case Comments: There were no divergences from ordinary Quality Control procedures or SOPs.



These test results may not be altered or reproduced except in full without the permission of Pinnacle Analytics. These results were generated following the Oregon Administrative Rules and in accordance with the NELAP Institute under ORELAP License #4152
Report generated by Flex_Potency_Rev1_2-9-2025


Kris Ford, PhD
Lab Director